


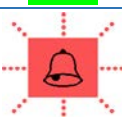



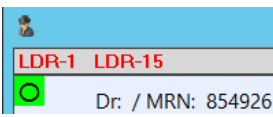







OBIX 8 Alert and Monitor Status Indicators



The following indicators may appear on the Surveillance Display, Status Board, and Bedside EFM Display.

Status Indicator	Description
	Yellow Bell Fetal heart rate alerts are turned off for this bed.
	Green circle No alerts. Alert parameters are set to default values for this bed.
	Green circle with black dot No alerts. Alerts are turned on and alert parameters are set to non-default values for this bed.
	Flashing red bell, audible alert at central surveillance Active unacknowledged alert. Alert parameters are set to default values for this bed.
	Flashing red bell with black dot, audible alert at central surveillance Active unacknowledged alert. Alert parameters are set to non-default values for this bed.
	Red bell Acknowledged alert. Alert parameters are set to default values for this bed.
	Red bell with black dot Acknowledged alert. Alert parameters are set to non-default values for this bed.
	One or more red bed names above bedside surveillance displays An unacknowledged alert(s) is occurring at bed(s) not selected for bedside surveillance displays. The bed name is displayed in red and alternates between bold and regular.
	Gray box with question mark Alerts data is being updated.
	Magenta box with letter C Toco is connected to fetal monitor and only contraction data is being received by OBIX.
	Blue box with letter X Fetal monitor power is off or there is no communication. There is no audible alert and there is no electronic tracing capture.
	Orange box with letter U Transducers are unplugged from the fetal monitor. There is no audible alert. If the transducer is plugged in, the OBIX system gathers and displays tracing data again.
	Gray box Vacant bed